


St. Vincent's Catholic Primary School



Year 1 Phonics Screening Check

Revision for Parents and Carers.



Phonics – Little Wandle

Your child has been taking part in a daily 20-minute Phonics lessons all year. These regular sessions are designed to improve your child's reading, fluency and comprehension skills.

Our school follows a scheme called 'Little Wandle'. This scheme is followed from Reception to Year 2. It provides us with a coherent and structured approach to teaching phonics, reading fluency and decoding.

During the week beginning the 9th June, your child will be taking part in the Phonics Screening Check. This is a nationwide assessment that is designed to test your child's ability to decode words using Phonics.

This informative session is to provide support in your child's revision over the half term holiday.



How do we teach Phonics?

During our phonics lessons, children practise reading and writing a range of real/nonsense words containing taught sounds.

Children learn 4 new sounds a week, until they have covered all 5 phases. This half term we have revised all sounds that may appear on this year's screener.

You will receive a copy of the possible sounds covered within the assessment in your revision pack this week.

Grow the code grapheme chart

Phase 2, 3 and 5

s ss c se ce st sc	t tt	p pp	n nn kn gn	m mm mb	d dd	g gg	c ck cc ch	r rr wr	h h	b bb	f ff ph	l ll le al	j j g dge ge	v vv ve
w wh	x	y	z zz s se ze	qu	ch tch ture	sh ch ti ssi ci	th	ng ng	nk nk	a a	e e ea	i i y	o o a	u u o-e ou
ai ay a a-e eigh aigh ey ea	ee ea e e-e y ey	igh ie i i-e y	oa o o-e ou oe ow	oo ue u-e ew ou ui	yoo ue u u-e ew	oo u* oul	ar a* al*	or aw au aur oor al a oar ore	ur er ir or	ow ou	oi oy	ear ere eer	air are ere ear	zh su si

What is the Phonic Screening Check?

The purpose of the Phonics Screening Check is to confirm that all children have learnt Phonetic decoding skills to an age-appropriate standard.

Age related expectations for the end of Year 1 (Phase 5)

The test will take place 1:1 with your child's class teacher throughout the week beginning 9th June. The test will take place at the same time in all schools across the UK.




You will receive written confirmation that your child took part in the PSC in their end of year report, their score will also be disclosed within this report. This will not be revealed beforehand.








If your child does not pass the PSC in June, they will retake the test again next June in Year 2.



How do we assess?

- The check is completed on a 1:1 basis with the class teacher in as much time as each child needs.
- Children will read 20 words and 20 pseudo words. The pseudo words are represented with an alien.
- The check is designed to assess whether children;
 - have a secure knowledge of the letters/sounds of the alphabet
 - able to manipulate the sounds in words correctly
 - able to recall basic decoding in order to read unfamiliar words.

Practice sheet: Real words	Practice sheet: Pseudo words
in	ot 
at	vap 
beg	osk 
sum	ect 

Section 1	Section 1	Section 2	Section 2
chip	fod 	elbow	slimp 
hill	bep 	taylor	craint 
jars	zat 	sequins	splet 
shack	ult 	whirling	strave 

What will the check look like?

The check is divided into two sections (20 words each).

Section 1:

Section 1 will have a variety of simple word structures (for example CVC, VCC, CCVC AND CVCC) using single letters (a, b, c, d, e, f, g, h, i, j, k, l, m, n, o, p, q(u), r, s, t, u, v, w, x, y, z) some consonant digraphs (ch, ck, ff, ll, ng, sh, ss, th, zz) and frequent and consistent vowel digraphs (ar, ee, oi, oo, or). Mainly Phase 2, 3 and early Phase 4 words.

Section 2:

Section 2 will have a variety of more complex word structures (for example CCVCC, CCCVC, CCCVCC and two syllable words) with some additional consonant digraphs (ph, wh), some less frequent and consistent vowel digraphs, including split digraphs (a-e, ai, au, ay, ea, e-e, er, ew, i-e, ie, ir, oa, o-e, ou, ow, oy, ue, u-e, ur) and trigraphs (air, igh). Mainly made up of Phase 4 and 5 longer words.



- A pass is a score of 32 or above out of 40 (As of 2024)
- We have assessed the children every half term to ensure progression and to identify any children who may have needed additional support in boosters.
- We would like to ensure all your children pass comfortably and will be guiding you on how to support your children, especially over the May half term to ensure there are no gaps in learning.



How can you support your child?

To support children in spotting the digraphs/trigraphs in words and reading them as one sound we encourage them to add 'sound buttons' to each word.

This encourages children to look for any digraphs/trigraphs in the words first before trying to sound out each letter individually.

Supporting your child with this at home when reading books/words/ any practise materials we send home, will really help your child to read words correctly.

Section 1

shop


yell

peel


check

Section 2

vaw




meast



waib



zome



Page 13 of 24

How can you support your child over the holidays?

- Use the revision pack provided – please take it on holiday with you!
- Online games/videos – links available on GC.
- Using a mirror to overpronounce words including adjacent consonants –this is a big tip!
- Counting out syllables on your fingers/drum/instrument – good for adjacent consonant revision.
- Read regularly. Support children with their segmenting and blending of words when they are stuck.
- Use sound mats to practise the sounds.
- Make your own flashcards, use magnetic letters on your fridge, use paint/crayon/chalk as a means of practising.
- Encourage children to read ANYTHING!
- Use past PSC papers to practice – readily available on GC and Google.

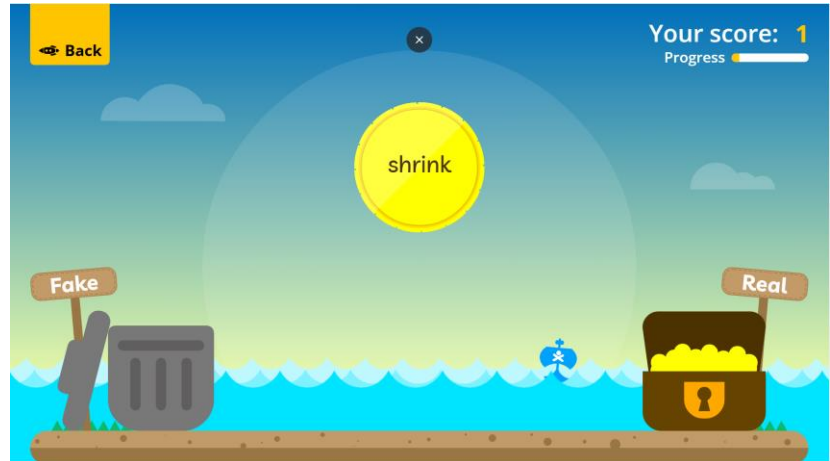


Phase 2	Phase 3	Phase 5
All single sounds (a-z)	ai (rain)	ay (play)
qu (queen)	ee (sheep)	ea (each/head)
th (thumb)	igh (night)	ou (found - ow/shoulder -oa)
ch (cherry)	oa (goat)	oy (joy)
sh (shell)	oo (zoom)	ir (bird)
ng (ring)	oo (book)	ie (pie -igh/shield - ee)
nk (pink)	ar (march)	ow (cow -ow/snow - oa)
ouble letters (ff, ll, mm)	or (born)	ve (give)
	ur (turn)	oe (toe)
	ow (owl)	ue (blue - oo/argue - yoo)
	oi (coin)	o (long o - post)
	ear (near)	i (long i - tiger)
	air (chair)	a (long a - acorn)
	ure (pure - your)	e (long e - he)
	er (digger)	a-e (make)
		i-e (time)
		o-e (home)
		u-e (rude - oo/cute - yoo)
		e-e (these)
		ew (drew - oo/new - yoo)
		aw (claw)
		g (j - giant/g - gum)
		ph (phone)
		wr (wrong)
		ce (fence)
		se (cheese - z/mouse - s)
		ze (breeze)
		c (s - ice)
		wh (wheel)
		au (author)
		y (happy - ee/fly - igh)
		ey - (donkey - ee)

List of screener sounds

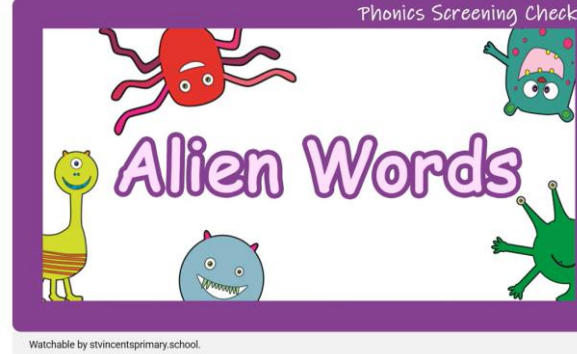


Spooky Sounds - ICTGames



Buried Treasure - PhonicsPlay

Please take a look at
the resources on Google
Classroom.



Watchable by stvincentsprimary.school.

Alien Words | Phonics Screening Check Practise

Little Learners 314K subscribers

Youtube Playlists for PSC Revision



Odd and Bob -PhonicsBloom

